



PROSCENE
PROJECTOR RANGE

2020



PRO|SCENE

PRO|SCENE

For demanding professional applications

For more than two decades, Optoma has contributed a product into every new development of projection and has pioneered new award-winning products, targeting a spectrum of applications and environments.

Today, Optoma's ProScene range represents the evolution of projection expertise, designed exclusively for demanding professional applications. The ProScene range provides superb image quality, flexible and reliable projection to facilitate complicated installs, and offers a high level of service for customers. Optoma's dedicated ProScene experts are available from the initial design and planning of a project to the installation and beyond.

- ✓ Higher education
- ✓ Broadcast studios
- ✓ Live events
- ✓ Lecture theatres
- ✓ Large classrooms
- ✓ Projection Mapping
- ✓ Houses of worship
- ✓ Exhibitions
- ✓ Meeting rooms
- ✓ Museums
- ✓ Conference rooms
- ✓ Post production
- ✓ Auditoriums
- ✓ Digital Signage
- ✓ Theatre
- ✓ Boardrooms
- ✓ Stage shows
- ✓ Simulation



Why laser?

Optoma champions a wide range of professional laser projectors which offer key advantages over conventional lamp-based models.

As a result, laser projectors are increasingly becoming the light source of choice for professional applications. The long-life and low maintenance of laser phosphor projectors make them ideal in high-use settings like boardrooms, classrooms, retail environments, museums and entertainment venues as well as restrictive installation locations.

Key advantages of laser projectors:

- ✓ Minimal maintenance
- ✓ Instant power on/off
- ✓ High brightness and contrast
- ✓ Consistent brightness
- ✓ No lamp replacements
- ✓ Versatile installation
- ✓ Superior colour reproduction

DuraCore laser vs. conventional lamp projectors

DuraCore laser is precision engineered with a dust resistant optical engine independently IP certified. This ensures a long lasting, reliable and maintenance free light source beyond 30,000 hours in full brightness mode.

All light sources decay over time. After 30,000 hours in full brightness mode, DuraCore laser will still deliver 50% of the original brightness. Equivalent lamp based projectors do not maintain consistent brightness and would require 8x lamp changes within 30,000 hours.

DuraCore laser projectors are maintenance-free with no serviceable parts or dust filters inside for a lower total cost of ownership.

DuraCore lamp-less laser light source

> 30,000 hours



x 1

Lamp based light source

2500 hours 2500 hours 2500 hours 2500 hours 2500 hours 2500 hours 2500 hours 2500 hours 2500 hours 2500 hours 2500 hours 2500 hours



Lamp x 12



Labour x 12



Downtime x 12

360-DEGREE IMMERSIVE
EXPERIENCE AT NOMAD
ART MULTIMEDIA
GALLERY IN SPAIN



"The level of the attention and the support from Optoma has been excellent and the operation of the devices has gone above and beyond our expectations for the needs of the project. We are very pleased with the final outcome."

José Luis Palma | Technical Manager at Nomad Art

Solution shown | 37x ZU606TSTe and 12x ZU506Te

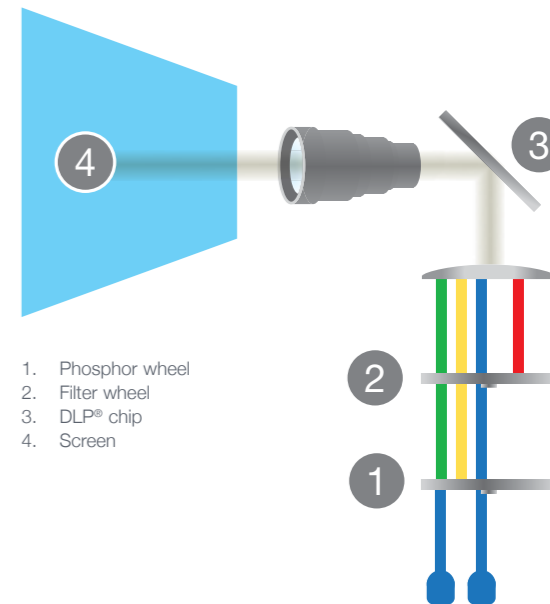
What is laser phosphor?

Laser phosphor is a lamp-less illumination technology that uses blue laser diodes as the light source instead of a lamp to illuminate the DLP® chip.

Laser diodes shine blue laser light onto a phosphor wheel to create yellow light, while the blue laser light passes directly through an opening in the phosphor wheel and then through a diffusion window on the filter wheel. Red and green colours are created when the yellow light passes through the corresponding section of the filter wheel. These colours are then directed onto the DLP® chip.

Optoma uses DLP® technology for its highly acclaimed image quality and unmatched reliability. The DLP® chip can vary in resolution and size and can contain a rectangular array of over eight million micromirrors. Each of these micromirrors reflects light through the projector lens and onto the projection surface to create an image.

Images displayed are high contrast, judder-free and consistently bright. The main benefits of laser phosphor projectors include longer life, 24/7 operation capability, consistent dependable brightness, minimal maintenance and a lower total cost of ownership - making DLP® technology the number one choice for professionals.



MUSEUM BRINGS TO
LIFE THE IMPACTS OF
CLIMATE CHANGE

kreativ
teknik



The exhibition space is arranged by theme.
In different themed sections, you can learn more
about how climate change is affecting the region.

Impacts of climate change | Sweden

Solution shown | 12x ZU750, 11x ZU500TST, 2x ZU1050

Ultimate colour performance with MCL technology

Select models feature unique MCL (MultiColor Laser) technology. MCL adds a second red laser to the more usual blue. The result is greatly improved colour performance and a colour gamut that covers 99% of Rec. 709 standard.

Optoma MCL technology

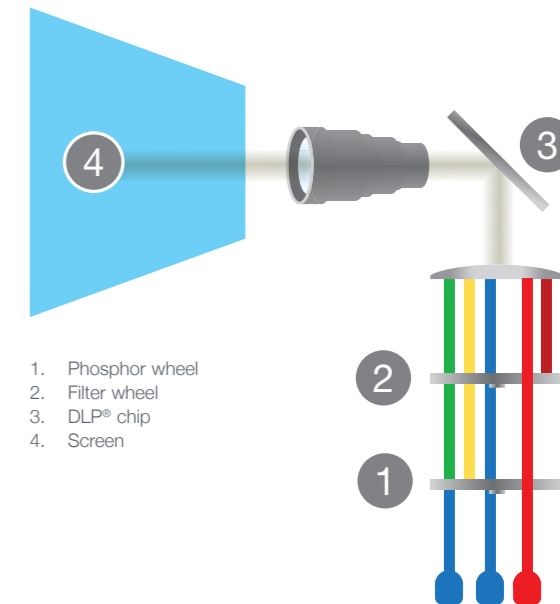
More vivid and vibrant colours.



MCL



Non MCL





DuraCore laser technology

Optoma's DuraCore laser installation projectors are precision engineered to deliver exceptionally lifelike, rich images over years of 24/7 continuous operation whilst maintaining consistent high brightness, installed in any orientation.

DuraCore delivers a minimum of 30,000 hours of operation in full brightness mode with an independent dust certification of IP5X or IP6X. With inbuilt innovative laser diode cooling techniques, the projector runs more efficiently, uses less power and is compact and quiet.

This combination ensures longer lifetime, exemplary consistent high brightness with virtually no maintenance.



Benefits of DuraCore laser technology

Unique to Optoma, DuraCore offers an industry-leading lifetime of the light source, delivering a minimum of 30,000 hours consistent brightness in full brightness mode, 24/7 continuous operation and an independent IP dust resistant certification.



Compact and lightweight

Higher thermal cooling efficiency enables a compact light weight design.



Quiet operation

Advanced cooling and energy efficient design enables exceptionally quiet operation.



Maintenance-free

With virtually no maintenance required, the total cost of ownership is significantly reduced; free from lamp replacements, labour and downtime.



Independent IPX dust certified

Dust resistant; independently certified to IEC standards with either a rating of IP5X or IP6X, the projected images remain as detailed as the first day they were installed. Robust, reliable with no reduction of picture quality beyond 30,000 hours, DuraCore is the ultimate "fit and forget" technology.



Versatile installation

Images can be projected over a full 360 range along the vertical axis, including reproduction a ceiling or floor. The projector can also be placed in portrait mode for applications such as digital signage or areas with restricted space.



Continuous 24/7 operation

Designed for continuous 24/7 operation; only the most dependable, industry proven components are used for ultimate reliability.



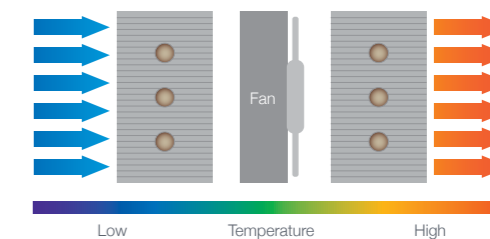
Advanced cooling

DuraCore technology boasts innovative advanced laser diode cooling architecture which prolongs the lifetime of the optical engine. Refer to 'Advanced cooling' diagram.

Advanced cooling


Sandwich structure

An innovative configuration of the heat pipes, fans and thermal fins enables increased system heat dissipation.



V-shape structure on thermal fins

Precision engineered thermal grooves on each cooling fin increase heat dissipation, resulting in higher efficiency of the laser diode and overall longer laser diode lifetime.



PROJECTORS

ProScene

ZK1050



ZK750



ZU1050



Resolution	UHD (3840x2160)	UHD (3840x2160)	WUXGA (1920x1200)
Native aspect ratio	16:9	16:9	16:10
Brightness ¹	10,000 Lumens	7,500 Lumens	10,000 Lumens
Contrast ratio	5,000:1	5,000:1	2,000,000:1
Light source type	DuraCore MultiColor Laser	DuraCore MultiColor Laser	Laser
Light source expected lifetime (max hrs) ²	30,000	30,000	30,000
Noise level (typical) ³	36dB	36dB	35dB
Net weight	33kg	33kg	23.4kg
Dimensions (W x D x H) mm	600 x 520 x 219	600 x 520 x 219	484 x 509 x 181
Throw ratio	Dependent on lens	Dependent on lens	Dependent on lens
Zoom type	-	-	-
Screen size	Dependent on lens	Dependent on lens	Dependent on lens
Keystone	+/-20% horizontal, +/-20% vertical	+/-20% horizontal, +/-20% vertical	+/-20% horizontal, +/-20% vertical
Native offset	-	-	-
Lens shift	-	-	-
Connections	Inputs: 2 x HDMI 2.0, 1 x DisplayPort, 1 x HDBaseT, 1 x 3G-SDI, 1 x 3D sync, 1 x Wired remote. Outputs: 1 x HDMI, 1 x 3D sync, 1 x Wired remote. Control: 1 x RS232, 1 x 12V trigger, 1 x USB-A service, 1 x RJ45	Inputs: 2 x HDMI 2.0, 1 x DisplayPort, 1 x HDBaseT, 1 x 3G-SDI, 1 x 3D sync, 1 x Wired remote. Outputs: 1 x HDMI, 1 x 3D sync, 1 x Wired remote. Control: 1 x RS232, 1 x 12V trigger, 1 x USB-A service, 1 x RJ45	Inputs: 1 x HDMI, 1 x VGA (YPbPr/RGB), 1 x 3D sync, 1 x DVI-D, 1 x HDBaseT, 1 x BNC. Outputs: 1 x VGA (YPbPr/RGB), 1 x 3D sync, 1 x HDMI. Control: 1 x RS232, 1 x Wired remote, 1 x USB-A service, 1 x mini USB service, 1 x RJ45
Speaker	-	-	-
Optional wireless models	QuickCast Bundle, QuickCast starter kit	QuickCast Bundle, QuickCast starter kit	QuickCast Bundle, QuickCast starter kit
Features	24/7 operation, 24p, 360 Projection, Auto Power off, 4K UHD	24/7 operation, 24p, 360 Projection, Auto Power off, 4K UHD	USB power, Four Corner Adjustment, Full Lens Shift, 24/7 operation, Pip/ PbP

ProScene

ZU860



ZU750



ZU660e



ZK507-W



WUXGA (1920x1200)	WUXGA (1920x1200)	WUXGA (1920x1200)	UHD (3840x2160)
16:10	16:10	16:10	16:9
8,500 Lumens	8,000 Lumens	6,500 Lumens	5,000 Lumens
2,000,000:1	2,000,000:1	100,000:1	300,000:1
Laser	Laser	Laser	Laser
30,000	30,000	30,000	30,000
32dB	36dB	36dB	30dB
17.6kg	17.2kg	17kg	9.8kg
484 x 529 x 195	484 x 509 x 185	484 x 509 x 181	498 x 331 x 141
Dependent on lens	Dependent on lens	Dependent on lens	1.39:1 ~ 2.22:1
-	-	-	1.6x manual
Dependent on lens	Dependent on lens	Dependent on lens	0.67m ~ 7.68m (26.45" ~ 302.2") diagonal
+/-20% horizontal, +/-20% vertical	+/-20% horizontal, +/-20% vertical	20 degrees% horizontal, 20 degrees% vertical	0% horizontal, 0% vertical
-	-	-	100%
-	-	-	Vertical +15%, Horizontal: +/-0%
Inputs: 2 x HDMI, 1 x VGA, 1 x DVI-D, 1 x HDBaseT, 1 x 3D sync, 1 x 3G-SDI. Outputs: 1 x VGA, 1 x 3D sync, 1 x USB-A power 1A, 1 x 3D sync. Control: 1 x 12V trigger, 1 x RS232, 1 x Wired remote, 1 x RJ45	Inputs: 2 x HDMI, 1 x DVI-D, 1 x VGA, 1 x HDBaseT, 1 x 3D sync. Outputs: 1 x VGA, 1 x 3D sync, 1 x USB-A power 1A. Control: 1 x RS232, 1 x Wired remote, 1 x mini USB service, 1 x RJ45	Inputs: 2 x HDMI, 1 x VGA (YPbPr/RGB), 1 x 3D sync, 1 x DVI-D, 1 x HDBaseT. Outputs: 1 x VGA (YPbPr/RGB), 1 x 3D sync. Control: 1 x RS232, 1 x Wired remote, 1 x RJ45	Inputs: 1 x HDMI 2.0, 1 x HDMI 1.4a 3D support, 1 x VGA (YPbPr/RGB), 1 x Audio 3.5mm. Outputs: 1 x Audio 3.5mm, 1 x S/PDIF, 1 x USB-A power 1.5A. Control: 1 x USB-A service, 1 x RS232, 1 x RJ45, 1 x 12V trigger
-	-	-	2x 5W
QuickCast Bundle, QuickCast starter kit	QuickCast Bundle, QuickCast starter kit	QuickCast Bundle, QuickCast starter kit	UHDcast Pro, QuickCast Bundle, QuickCast starter kit
Full3D, USB power, Four Corner Adjustment, Full Lens Shift, 24/7 operation	Full3D, USB power, Four Corner Adjustment, Full Lens Shift, Pip/ PbP	Full3D, USB power, Four Corner Adjustment, Full Lens Shift, Pip/ PbP	4K UHD, 24/7 operation, Auto Power off, AV Mute, Full3D

PROJECTORS

ProScene

ZU606TSTe



ZU606Te



ZH606e



Resolution	WUXGA (1920x1200)	WUXGA (1920x1200)	1080p Full HD (1920x1080)
Native aspect ratio	16:10	16:10	16:9
Brightness¹	6,300 Lumens	6,300 Lumens	6,300 Lumens
Contrast ratio	300,000:1	300,000:1	300,000:1
Light source type	Laser	Laser	Laser
Light source expected lifetime (max hrs)²	30,000	30,000	30,000
Noise level (typical)³	33dB	32dB	32dB
Net weight	5.5kg	5.6kg	5.6kg
Dimensions (W x D x H) mm	374 x 302 x 117	374 x 302 x 117	374 x 302 x 117
Throw ratio	0.79:1	1.2:1 ~ 1.92:1	1.2:1 ~ 1.92:1
Zoom type	Fixed	1.6x manual	1.6x manual
Screen size	0.75m ~ 7.76m (29.38" ~ 305.6") diagonal	0.8m ~ 7.67m (31.5" ~ 301.8") diagonal	0.78m ~ 7.65m (30.6" ~ 301.1") diagonal
Keystone	+/-30% horizontal, +/-30% vertical	+/-30% horizontal, +/-30% vertical	+/-30% horizontal, +/-30% vertical
Native offset	100%	100%	106%
Lens shift	Vertical -100 ~ 120%	Vertical -100 ~ 120%	Vertical -106 ~ 127%, Horizontal: +/-0%
Connections	Inputs: 1 x HDMI 1.4a 3D support, 1 x HDMI 1.4a 3D support + MHL, 2 x VGA, 1 x Composite video, 1 x Mic 3.5mm, 1 x Audio 3.5mm, 1 x HDBaseT, 1 x S-Video. Outputs: 1 x VGA, 1 x USB-A power 1.5A, 1 x Audio 3.5mm. Control: 1 x RS232, 1 x 12V trigger, 1 x RJ45	Inputs: 1 x HDMI 1.4a 3D support, 1 x HDMI 2.0, 2 x VGA, 1 x Composite video, 1 x Mic 3.5mm, 1 x Audio 3.5mm, 1 x HDBaseT, 1 x S-Video. Outputs: 1 x VGA, 1 x USB-A power 1.5A, 1 x Audio 3.5mm. Control: 1 x RS232, 1 x 12V trigger, 1 x RJ45	Inputs: 1 x HDMI 1.4a 3D support, 1 x HDMI 2.0, 2 x VGA, 1 x Composite video, 1 x Mic 3.5mm, 1 x Audio 3.5mm, 1 x S-Video. Outputs: 1 x VGA, 1 x USB-A power 1.5A, 1 x Audio 3.5mm. Control: 1 x RS232, 1 x 12V trigger, 1 x RJ45
Speaker	2x 10W	2x 10W	2x 10W
Optional wireless models	UHDcast Pro, QuickCast Bundle, QuickCast starter kit, WHD200	UHDcast Pro, QuickCast Bundle, QuickCast starter kit, WHD200	UHDcast Pro, QuickCast Bundle, QuickCast starter kit, WHD200
Features	24/7 operation, Auto Power off, AV Mute, Four Corner Adjustment, Full HD WUXGA	24/7 operation, Auto Power off, AV Mute, Four Corner Adjustment, Full HD WUXGA	24/7 operation, Auto Power off, AV Mute, Four Corner Adjustment, Full HD WUXGA

ProScene

ZH500UST



ZH420UST



ZH400UST



4K550



1080p Full HD (1920x1080)	1080p Full HD (1920x1080)	1080p Full HD (1920x1080)	UHD (3840x2160)
16:9	16:9	16:9	16:9
5,000 Lumens	4,000 Lumens	4,000 Lumens	5,000 Lumens
100,000:1	100,000:1	100,000:1	10,000:1
Laser	Laser	Laser	Lamp
30,000	30,000	30,000	5000
33dB	32dB	30dB	32dB
5.7kg	5.5kg	5.6kg	5.8kg
383 x 318 x 111	382 x 310 x 124	382 x 310 x 124	392 x 281 x 129
0.25:1	0.25:1	0.25:1	1.39:1 ~ 2.22:1
Fixed	Fixed	Fixed	1.6x manual
2.29m ~ 3.05m (90" ~ 120") diagonal	2.21m ~ 2.59m (87" ~ 102") diagonal	2.21m ~ 2.59m (87" ~ 102") diagonal	0.67m ~ 7.68m (26.45" ~ 302.2") diagonal
+/-15% horizontal, +/-15% vertical	+/-30% horizontal, +/-30% vertical	+/-15% vertical	-
120%	120%	120%	100%
-	-	-	Vertical +15%
Inputs: 2 x HDMI 1.4a 3D support, 1 x VGA (YPbPr/RGB), 1 x Composite video, 1 x Audio 3.5mm, 1 x Audio RCA L&R, 1 x Mic 3.5mm. Outputs: 1 x VGA shared with VGA2, 1 x Audio 3.5mm. Control: 1 x USB-A reader, 1 x RS232, 1 x RJ45, 1 x mini USB service, 1 x USB-A wireless	Inputs: 1 x VGA, 2 x HDMI, 1 x Audio 3.5mm, 1 x Mic 3.5mm, 1 x HDBaseT, 1 x RJ45. Outputs: 1 x VGA, 1 x Audio 3.5mm. Control: 1 x RS232, 1 x mini USB service	Inputs: 2 x HDMI 1.4a 3D support, 2 x VGA (YPbPr/RGB), 1 x Composite video, 1 x Audio 3.5mm, 1 x Audio RCA L&R. Outputs: 1 x VGA shared with VGA2, 1 x Audio 3.5mm, 1 x USB-A power 2A. Control: 1 x RS232, 1 x RJ45, 1 x mini USB service, 1 x USB-A wireless	Inputs: 1 x HDMI, 1 x HDMI/MHL, 1 x VGA, 1 x Mic 3.5mm, 1 x Audio 3.5mm, 1 x USB-A power 1.5A, 1 x USB-A service, 1 x RJ45, 1 x 12V trigger, 1 x RS232. Outputs: 1 x Audio 3.5mm, 1 x S/PDIF, 2 x Speaker
1x 10W	1x 10W	1x 10W	2x 5W
UHDcast Pro, QuickCast Bundle, QuickCast starter kit, WHD200, WUSB	QuickCast Bundle, QuickCast starter kit, WHD200	UHDcast Pro, QuickCast Bundle, QuickCast starter kit, WHD200, WUSB	UHDcast Pro, QuickCast Bundle, QuickCast starter kit, WHD200
24/7 operation, Auto Power off, AV Mute, Full HD 1080p, HDMI	Full3D, Auto Power off, UST, Full HD 1080p, Four Corner Adjustment	Full3D, Auto Power off, USB power, UST, USB reader	24p, 4K UHD, Auto Power off, Full3D, HDMI

PROJECTORS

ProScene

WU515



EH615



EH515



Resolution	WUXGA (1920x1200)	1080p Full HD (1920x1080)	1080p Full HD (1920x1080)
Native aspect ratio	16:10	16:9	16:10
Brightness ¹	6,000 Lumens	6,200 Lumens	5,500 Lumens
Contrast ratio	10,000:1	10,000:1	10,000:1
Light source type	Lamp	Lamp	Lamp
Light source expected lifetime (max hrs) ²	5,000	3,000	5,000
Noise level (typical) ³	28dB	37dB	28dB
Net weight	5.9kg	6.4kg	5.9kg
Dimensions (W x D x H) mm	424 x 344 x 160	424 x 344 x 160	424 x 344 x 160
Throw ratio	1.2:1 ~ 2.16:1	1.2:1 ~ 2.16:1	1.2:1 ~ 2.16:1
Zoom type	1.8x manual	1.8x manual	1.8x manual
Screen size	0.71m ~ 7.62m (27.9" ~ 300") diagonal	0.69m ~ 7.62m (27.2" ~ 300") diagonal	0.69m ~ 7.62m (27.2" ~ 300") diagonal
Keystone	+/-30% horizontal, +/-30% vertical	-30 ~ +30% horizontal, -30 ~ +30% vertical	+/-30% horizontal, +/-30% vertical
Native offset	100%	105%	105%
Lens shift	Vertical +20%, Horizontal +10%	Vertical +25%, Horizontal +10%	Vertical +25%, Horizontal +10%
Connections	Inputs: 1 x DisplayPort, 1 x VGA (YPbPr/RGB), 1 x VGA (YPbPr/RGB/wireless), 1 x HDMI 1.4a 3D support, 1 x HDMI 1.4a 3D support + MHL, 1 x Composite video, 1 x S-Video, 1 x RS232, 1 x USB-B mouse/service, 1 x RJ45, 1 x Wired remote, 1 x Audio RCA L&R, 2 x Audio 3.5mm, 1 x Mic 3.5mm. Outputs: 1 x 12V trigger, 1 x USB-A power 1.5A, 1 x 3D sync, 1 x Audio 3.5mm	Inputs: 1 x RJ45, 1 x mini USB service, 1 x HDMI 1.4a 3D support + MHL, 1 x HDMI 1.4a 3D support, 1 x DisplayPort, 2 x VGA (YPbPr/RGB), 1 x S-Video, 1 x Composite video, 1 x Audio RCA L&R, 2 x Audio 3.5mm, 1 x Mic 3.5mm. Outputs: 1 x VGA (YPbPr/RGB), 1 x 3D sync, 1 x USB-A power 1.5A, 1 x 12V trigger, 1 x Audio 3.5mm	Inputs: 1 x DisplayPort, 1 x VGA (YPbPr/RGB), 1 x VGA (YPbPr/RGB/wireless), 1 x HDMI 1.4a 3D support, 1 x HDMI 1.4a 3D support + MHL, 1 x Composite video, 1 x S-Video, 1 x RS232, 1 x USB-A power 1.5A, 1 x USB-B mouse/service, 1 x Wired remote, 1 x 12V trigger, 1 x Audio RCA L&R, 2 x Audio 3.5mm, 1 x Mic 3.5mm. Outputs: 1 x 3D sync, 1 x Audio 3.5mm
Speaker	2x 10W	2x 10W	2x 10W
Optional wireless models	UHDCast Pro, QuickCast Bundle, QuickCast starter kit, WHD200	UHDCast Pro, QuickCast Bundle, QuickCast starter kit, WHD200	UHDCast Pro, QuickCast Bundle, QuickCast starter kit, WHD200
Features	Full3D, Auto Power off, USB power, Eco+, Four Corner Adjustment	Eco+, Auto Power off, USB power, Four Corner Adjustment, Vertical Lens Shift	Full3D, Auto Power off, USB power, Eco+, Four Corner Adjustment

OPTIONAL LENSES

ZU1050 / ZU860 / ZU750 / ZU660e



BX-CTA15 BX-CTA01 BX-CTA06 BX-CTA02* BX-CTA03 BX-CTA13

Throw ratio	0.75 ~ 0.95	0.95 ~ 1.22	1.22 ~ 1.52	1.22 ~ 1.53	1.52 ~ 2.92	2.90 ~ 5.50
-------------	-------------	-------------	-------------	-------------	-------------	-------------

* A02 lens not suitable for ZU1050, ZU850 or ZU750, use A06 as alternative

ZK750/ZK1050



BX-CTA25 BX-CTA26 BX-CTA20 BX-CTA21 BX-CTA22 BX-CTA23

Throw ratio	0.85-1.02	1.20-1.73	1.70-2.12	2.12-2.83	2.83-5.66	5.66-10.18
-------------	-----------	-----------	-----------	-----------	-----------	------------

ZU1050 / ZU860 / ZU750 / ZU660e



BX-CTA16

Throw ratio	0.36
Zoom type	Fixed

ZU1050 / ZU860 / ZU750 / ZU660e



BX-CTADOME

Field of view	180°
Dome size	3-10m

Optoma

ZU860

Spectacular image quality, low maintenance and ultimate reliability

- DuraCore laser technology
- 8500 lumens
- IP5X certified optical engine
- Versatile installation - 360° / portrait mode
- 24/7 operation

DuraCore
LASER

SUPPORTED SOLUTIONS - SIGNAL PROCESSOR

All-in-one content playback, warping and edge blending solution

- All in one - Content playback, warping and edge blending from one box
- Compact and powerful - Smaller footprint than an A4 sheet of paper
- Multi-channel - 4 video outputs for connection of display devices
- Simple to use - Supports USB camera for auto-blending of projectors

Powered by VIOSO, the market leaders in multi-projector alignment solutions, the Nano is a simple to use all-in-one content playback, warping and edge blending solution.

Smaller footprint than an A4 sheet of paper but featuring a highly powerful feature set including Intel i5 processor and NVIDIA QUADRO graphics the Nano is ideal for multi-projector installation where powerful edge-blending warping and content playback is required from one compact package.

The Nano supports the use of a simple USB camera for auto-blending of projectors using the famous patented VIOSO auto-alignment technology, for more advanced setups – IP network cameras that provide greater flexibility are optionally available.



Image blending and warping processor

Nano



General

Gross weight	1.3kg
Dimensions (W x D x H) mm	180.3 x 182.9 x 35.6
Power supply	100~240v 1.5A 50~60hz

Connections

Inputs	1 x Mic 3.5mm
Outputs	4 x Mini DisplayPort, 1 x DisplayPort, 1 x HDMI, 1 x Audio 3.5mm
Control	1 x RJ45, 1 x USB-C, 5 x USB-A
In the box	Optoma Nano, Carry case, USB mouse, Power Adapter, 4x Mini DisplayPort to HDMI adapter
Flight case dimensions	302 x 301 x 120mm

System

Processor	Intel Core i5 (8. Gen.) 8500T 2.1 GHz, 6 cores
Memory	8GB DDR4 2400 MHz
Operating system	Windows 10 Pro 64
GPU	Intel UHD Graphics 630 (for monitoring) NVIDIA Quadro P620 (for projectors)
Storage	256 GB M.2-SSD, PCIe
Security	Kensington Lock

SUPPORTED SOLUTIONS - PRESENTATION SCALER-SWITCHERS

The all-in-one solution for professional AV applications

- ✓ Education
- ✓ Corporate AV
- ✓ Hotel
- ✓ Training rooms
- ✓ Events
- ✓ Broadcast
- ✓ IMAG

PS200



PS200T



PS300T



Model	PS200	PS200T	PS300T
HDMI 4K inputs	•(2)	•(2)	•(2)
HDMI HD input	•	•	•
DVI/HDMI HD input	•	•	•
HDBaseT 4K input	-	•	•
DisplayPort 4K input	•	•	•
Component input	DVI-U	DVI-U	DVI-U
Composite input	•	•	•
VGA Analog input	•	•	•
3G-SDI input(s)	-	-	•(2)
Streaming video input (via network port)	•	•	•
Analogue audio input and outputs	•	•	•
Power amp 2 x 15W (RMS)	•	•	•
DVI / HDMI HD output	•	•	•
HDMI 4K output	•	•	•
HDBaseT 4K output	-	•	•
3G-SDI output	-	-	•
3G-SDI audio embed/de-embed and SPDIF	-	-	•
HQUltra 4K low-latency processing	•	•	•
HQUltraFast high speed input switching	•	•	•
Picture in Picture (PiP)	-	-	•
TCP/IP webserver and API control	•	•	•
Genlock – H and V or crosslock	-	-	•
Pan, zoom, tilt	•	•	•
Videowall mode with auto PTZ	•	•	•

ACCESSORIES



The easiest projection mapping software

- Intuitive drawing tools - Quickly adapt the projection of your animations to all mapping surfaces
- Visual effects library - More than 1,000 possible combinations thanks to the software's ready-to-use effects
- Audio reactive visuals - Automatically synchronize your visual effects with the music
- Import your media content - Insert your videos, images or stream your webcam directly into the software

HeavyM is a complete projection mapping software, with ready-to-use visual effects, audio reactivity and ability to import your media. Unleash its full power and create sensational visual experiences thanks to advanced features like the warping tool, the MIDI/OSC control and the integration with other A/V software.

Operating system compatibility

Windows 7 / 8 / 10 Mac OSX 10.10 / 10.11 / 10.12 / 10.13 / 10.14



ACCESSORIES



QuickCast bundle QCBUNDLE



This standalone presentation system gives presenters the freedom and flexibility to display content instantly from almost any device with an HDMI output. With no wires, software or applications to download, QuickCast is the ideal solution for hassle-free presentations at the click of a button.

QuickCast starter kit QCSTARTER



This standalone presentation system gives presenters the freedom and flexibility to display content instantly from almost any device with an HDMI output. The starter kit includes 1x transmitter, 1x receiver, 2x HDMI extension cables and 2x USB to micro USB cables.

QuickCast cradle QCCRADLE



Charging cradle for QuickCast transmitters.

QuickCast transmitter QCTX



Additional transmitter for use with QuickCast bundle.

For a full list of accessories and compatible products visit www.optoma.com

ACCESSORIES

UHDCast Pro HDMI dongle

H1AX00000113



Stream videos, share photos and documents in 4K UHD from your mobile device or laptop to your display device with ease.

WUSB

SP.71Z01GC01



This wireless USB adapter enables the wireless features on compatible Optoma projector's so you can display presentation materials wirelessly from a mobile device, laptop or Mac to your projector.

1080p 3D wireless HDMI system

WHD200



Stream video content wirelessly to a projector or TV from a Blu-ray™ player, set-top box, gaming console or AV receiver; the WHD200 is capable of streaming 1080p formats including 24, 50 and 60Hz up to 20 metres in any room.



Universal ceiling mount

OCM818W-RU / OCM818B-RU



Universal flush ceiling mount – available in black and white. Max load 15kg.

Universal ceiling mount

OCM815B / OCM815W



Universal pole ceiling mount – available in black and white, with extension pole. Max load 15kg.

UST mount

OWM3000



Compact wall mount with vertical adjustment and adjustable mounting plate for easy installation. Designed for the Optoma ultra short throw projector range.

ST mount

OWM300ST



Compact telescopic wall mount with vertical adjustment and adjustable mounting plate for easy installation. Designed for Optoma short throw projectors.

For a full list of accessories and compatible products visit www.optoma.com

ACCESSORIES

Flight case

(ZU1050 / ZU860 / ZU750 / ZU660e)
FC1500650



Hinged lid flight case to hold either ZU1050 / ZU860 / ZU750 / ZU660e with custom foam inserts and an extra compartment. Features heavy duty castors.

Heavy-duty flying / stacking frame

(WU1500)
SFFPRO1



The SFFPRO1 is a heavy-duty projector flying / stacking frame for use with the Optoma WU1500 projector. Using this frame, you can easily tilt, rotate and swivel the projector thanks to its fine adjustment mechanism.

Heavy-duty flying / stacking frame

(ZU1050/ ZU850/ ZU750 / ZU660e)
SFFPRO2



The SFFPRO2 is a heavy-duty projector flying / stacking frame for use with the Optoma ZU1050 / ZU850 / ZU750 / ZU660e range of projectors. Using this frame, you can easily tilt, rotate and swivel the projector thanks to its fine adjustment mechanism.

Heavy-duty trigger clamp

OCMPROCLAMP



The OCMPROCLAMP is a heavy-duty trigger clamp for use with the OCMPROS and OCMPROM ceiling mounts. Suitable for trussing with a maximum diameter of 51mm.

Heavy-duty ceiling mount

(ZU1050 / ZU850 / ZU750 / ZU660e)
OCMPROM (medium)



The OCMPROM is a heavy-duty projector ceiling mount for use with the Optoma ZU1050 / ZU850 / ZU750 / ZU660e range of projectors. Using this mount, you can easily tilt, rotate and swivel the projector thanks to its ball joint type adjustment.

Heavy-duty ceiling mount

(ZU1050 / ZU850 / ZU750 / ZU660e)
OCMPROS (short)



The OCMPROS is a heavy-duty projector ceiling mount for use with the Optoma ZU1050 / ZU850 / ZU750 / ZU660e range of projectors. Using this mount, you can easily tilt, rotate and swivel the projector thanks to its ball joint type adjustment.

Projector lamps



Optoma genuine lamp modules are designed specifically and uniquely for Optoma projectors. Visit the Optoma website for a full list of lamp part numbers.

Heavy-duty trigger clamp

SFFPROCLAMP



The SFFPROCLAMP is a heavy-duty trigger clamp set for use with the SFFPRO1 and SFFPRO2 flying/stacking frames. Includes 2x heavy-duty trigger clamps and 2x frame clamp mounts. Suitable for trussing with a maximum diameter of 51mm.

For a full list of accessories and compatible products visit www.optoma.com

SERVICE AND SUPPORT

ProDesign

Optoma provides you with total support and service excellence. It is at the core of our ProScene philosophy. We are committed to delivering the highest standard of support to our partners.

Through ProDesign our partners have direct access to our dedicated in-house technical services team. The increase in demand for end to end support on larger and more challenging projects lead us to the creation of our ProDesign service. Our experienced engineers are available to assist from the initial design and planning, right through to commissioning and after install support.



ProDesign example


Challenge: The Colosseum cinema in Oslo, wanted to create an unforgettable lightshow experience by projecting above the audience onto its iconic 32 metre high, 45 metre wide spherical dome.

Solution: Vioso blended and warped the imagery from 16x 8,200 lumen ZU850 laser projectors, installed around the base of the dome, to project one seamless image.

The Results: The Colosseum invited Cinema Plus customers, press and partners to the grand opening of its newly renovated ' Sal 1 at the end of September.

"It looks amazing! The cinema guests are overwhelmed when the picture in the vignette moves from the cinema screen into the top of the dome."

Espen Pedersen | Nordisk Film Cinemas



CASE STUDIES

Optoma's wide range of projectors are accommodating to all types of installations, no matter how difficult. This includes the growing leisure and hospitality sector which has shown an increase in innovative installations and customer engaging displays.

"Leisure & Hospitality - up 73% 2016-2020 CAGR....demand will be largely driven by SSI solutions – as well as an overall desire for ever-more creative installations in order to attract visitors" (Futuresource, 2017)

Museums



Zoos



Sports stadium



Cinema




Arts, theatre, galleries



Hotels



Houses of worship



Nightclubs



CASE STUDIES

Recent examples of how our customers and partners have used Optoma projectors to create unique and eye-catching solutions.



Circus Roncalli, Germany

The Roncalli circus, founded in Germany in 1976 transformed the traditional circus experience in an imaginative, creative way.



Impacts of climate change

The exhibition space is arranged by theme. In different themed sections, you can learn more about how climate change is affecting the region.



M&M's World, London

Optoma projectors used to create a stand-out interactive front window display for M&M's World's flagship store in London.



Moscow Design Centre M'ARS, Moscow

A range of Optoma projectors were selected to create a unique interactive audio visual art exhibition.



Faberge egg at Harrods, London

Optoma projectors were used to create a stunning 360-degree projection mapped luxury Faberge egg for Harrods' shop window.



Guinness World Record – 220 Optoma projectors

A projection mapping dinner show was brought to life for over 1600 hundred guests in fewer than two days.



World Trade Club, Dubai

The Belgian artists teamed up with entrepreneur creator Nadine Beshir to offer a unique new dining experience in Dubai and Abu Dhabi.

Industry	Entertainment	ProAv	Retail	Arts venue	Retail	Events	Leisure and hospitality
Region	Germany	Sweden	UK	Russia	UK	US	Dubai
Type of solution	11x Optoma ZU850 projectors and 11x BX-CTA03 long throw lenses	12x ZU750, 11x ZU500TST, 2x ZU1050	2x Optoma ZU650 laser phosphor projectors	Over 30 Optoma projectors including EH503, EH200ST and W307UST	16x Optoma EH415 projectors	220x HD143X projectors	29x Optoma HD28DSE
Installation company	BlueBOX	Kreativ Teknik	Projection Artworks	M'ARS	Projection Artworks	Illuminating Magic	Skulmapping

ICONS



4K Ultra HD

4K Ultra HD provides four times as many pixels as Full HD 1080p. That's 8.3 million on screen pixels (3840 x 2160) bringing greater realism to every scene with thrilling detail, colour and contrast.



WUXGA

WUXGA projectors have a native display of 1920x1200 pixels with an aspect ratio of 16:10. This format has proved highly popular in commercial and business environments.



Full HD 1080p

1080p resolution gives you sharp and detailed images from HD content without downscaling or compression; perfect for watching Blu-ray movies, HD broadcasting and playing video games.



HD Ready

HD Ready projectors can display 720p/1080i High Definition pictures. You'll still see a big improvement from 720p/1080i HD pictures, though you won't see every last detail from sources such as Blu-ray (1080p) discs.



Full 3D

Full 3D projectors can display true 3D content from almost any 3D source, including 3D Blu-ray players, 3D broadcasting and the latest generation games consoles. Support for 144Hz rapid refresh rate provides ultra-smooth flicker free images.



Eco+

Eco+ technology brings together high contrast, improved lamp life and energy saving features that are easy to use while reducing power consumption.



USB power

USB power can be used to power a HDMI dongle, such as Google Chromecast or the Optoma WHD200 wireless HDMI device.



Speakers

Built-in speakers provide exceptional sound quality and are easy to set up without the need for costly external speakers.



Vertical lens shift

Vertical lens shift gives you the ability to move the projected image up or down, while keeping the projector stationary. This makes it easier to position the projector in your room and enables a wider range of screen size options.



Lens shift

Full lens shift gives you the ability to move the projected image up or down and left or right, while keeping the projector stationary. This makes it easier to position the projector in your room and enables a wider range of screen size options.



Media player

A handy integrated media player means you can use the projector as a stand-alone device, retrieving content from the internal memory, USB stick or a memory card.



Ultra short throw

An ultra short throw lens produces an impressive image greater than 100 inches from less than a metre away. This means you can place the projector closer to the wall, reducing shadows so you can present with ease; perfect for interactive applications.



TouchBeam interactive technology

Optoma's finger-touch technology allows several people to work simultaneously on the projected screen without using a pen. TouchBeam makes it easy to open documents or web browsers and draw, annotate, zoom and rotate images on the projected image.



HDBaseT™

Simplify installation by transmitting uncompressed HD video, audio, Ethernet and control commands using a standard LAN cable of up to 100m.



DuraCore laser

Industry leading lifetime light source beyond 30,000 hours in full brightness mode with an independent IP dust certification for ultimate reliability.



MultiColor Laser

Advanced multi-colour laser diodes for superior colour rendering.

ProScene Certified Partners

Optoma understands that for ProScene customers, their high specification projector must be of exceptional quality and that the level of support and expertise provided by AV installers and integrators must also be of the highest calibre. To maintain this standard throughout, we have selected only the very best from within the AV industry to become ProScene Certified Partners. These rigorously selected partners understand your specific requirements and perhaps as importantly, they have direct access to the specially-trained Optoma support and service teams. Our dedicated experts are available from the initial design and planning phase of a project, right through to the installation stages and beyond. Through our partners, you'll have access to what is probably the most extensive network of service centres across Europe of any projector manufacturer.

Choosing your ProScene projector is just the start. Total support and service excellence are the core of the ProScene ideology, ensuring industry-leading dedication to giving you the highest standard of expertise from Optoma and from our certified partners.



Copyright © 2020, Optoma and its logo is a registered trademark of Optoma Corporation. Optoma Europe Ltd is the licensee of the registered trademark. All other product names and company names used herein are for identification purposes only and may be trademarks or registered trademarks of their respective owners. DLP®, BrilliantColor™ and the DLP logo are registered trademarks of Texas Instruments. Crestron®, the Crestron and RoomView® logo are registered trademarks of Crestron Electronics, Inc. MHL, Mobile High-Definition Link and the MHL logo are trademarks or registered trademarks of the MHL, LLC. HDBaseT™ and the HDBaseT Alliance logo are trademarks of the HDBaseT Alliance. ¹Brightness and lifetime will vary depending on selected projector mode, environmental conditions and usage. As is common with all projectors, brightness will decrease over the lifetime. ²Maximum light source lifetime achieved through testing will vary according to operational use and environmental conditions. ³The quoted noise level is based on testing and will vary according to operational use and environmental conditions. Errors and omissions excepted, all specifications are subject to change without notice. All images are for representation purposes only and may be simulated.



optoma.com